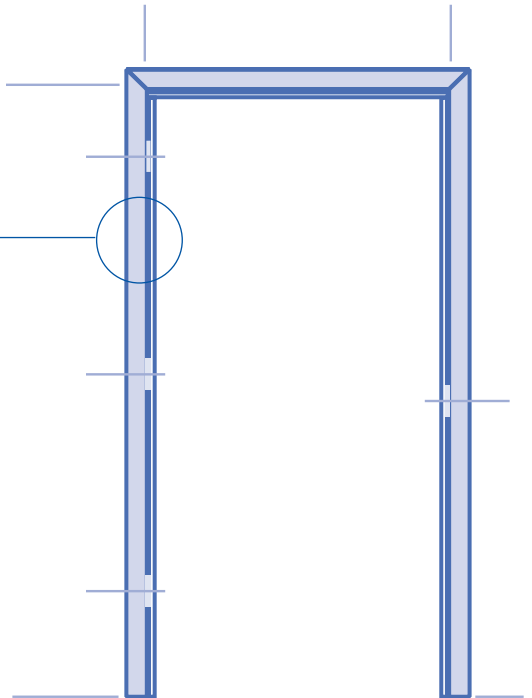


## METAL DOOR FRAME FIRE LABEL EMBOSSEMENTS

FDF  
  
 LISTED  
 A-2199  
 PREMIER



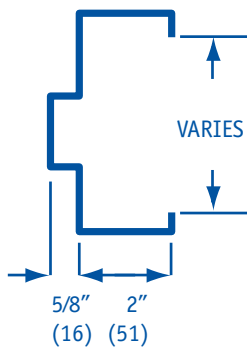
Embossed label is in the rabbet of the frame and appears 1/3 of the way down between the top and middle hinge.

Metal frames are listed but not rated and carry the hourly rating of the door placed in them.

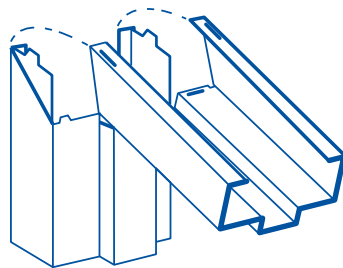
"F" series embossed frames can be listed for use with doors up to 3 hours when proper anchors are used.

"FE" series embossed frames can be listed for use with doors up to 1-1/2 hours when proper anchors are used.

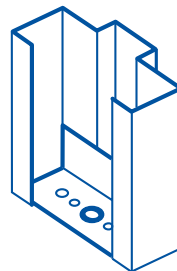
### F SERIES COMMERCIAL FRAME DETAILS



TYPICAL SECTION



TYPICAL CORNER  
KD OR WELDED

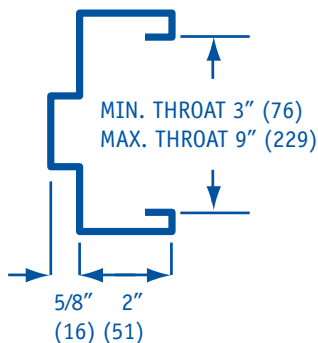


STANDARD  
BASE ANCHOR

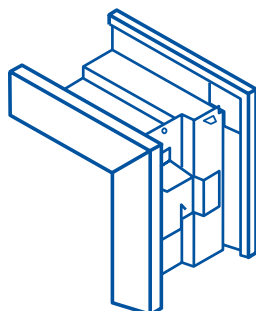


FDF  
  
 LISTED  
 A-2199  
 PREMIER

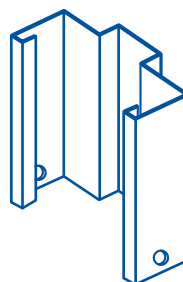
### FE SERIES DRYWALL FRAME DETAILS



TYPICAL SECTION



TYPICAL KD CORNER



STANDARD  
BASE ANCHOR



FDF  
  
 LISTED  
 A-2199  
 PREMIER